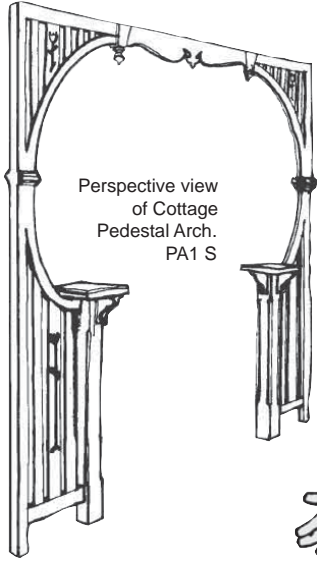


15 PEDESTAL ARCHES

The current version of this document is on the internet. Printed version & prices may be superseded. All material subject to copyright.



Our stock Maple Federation Pedestal Arch prices are half the cost of our major competitors and are in stock from \$550.



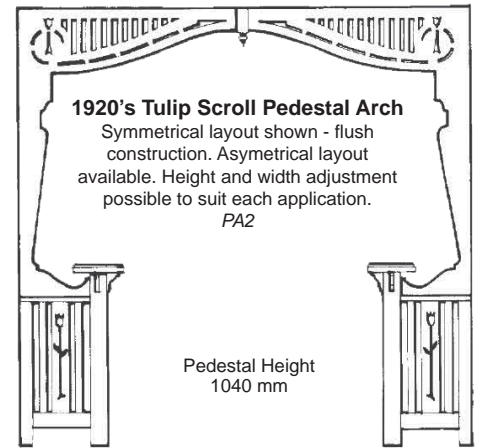
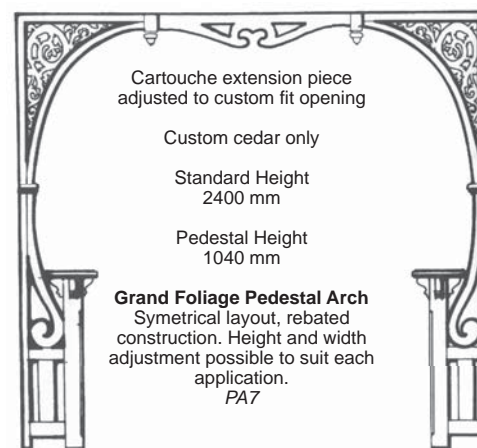
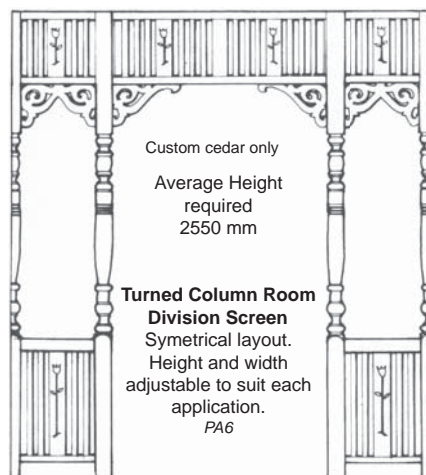
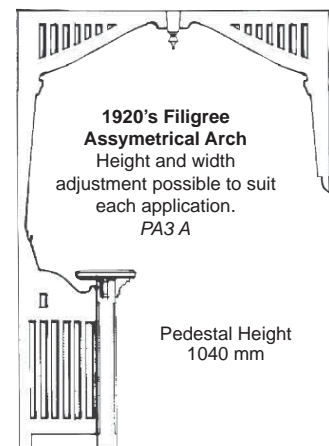
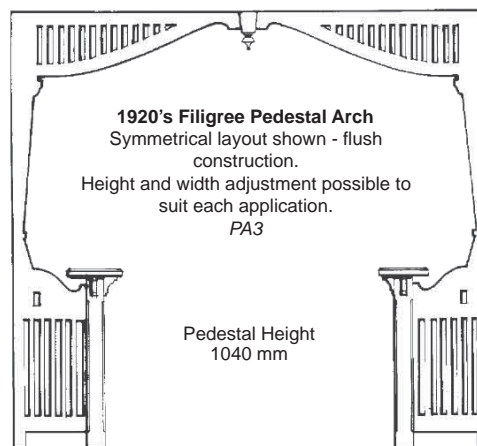
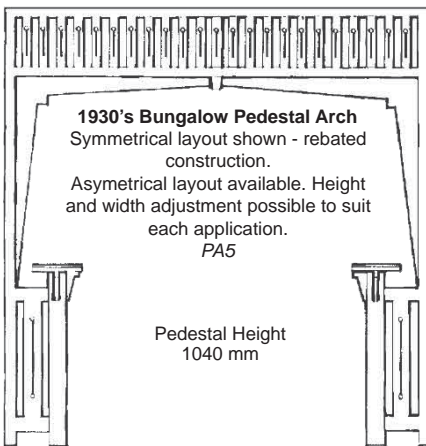
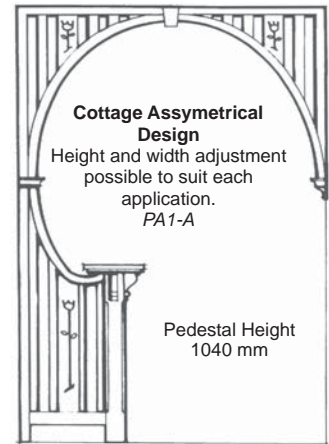
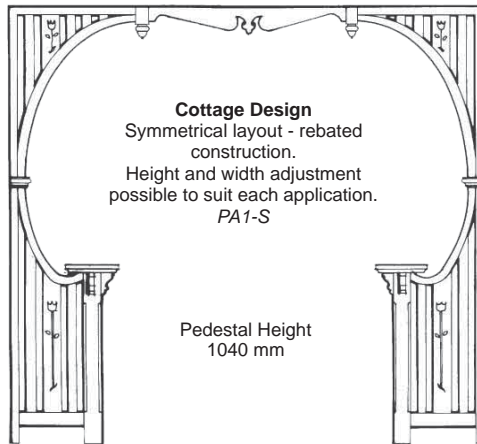
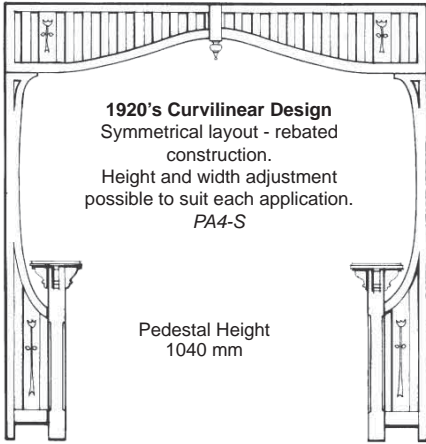
Colonial houses built in the late Nineteenth and early Twentieth Century typically used ornate timber pedestal arches and grilles to divide living spaces.

The Woodworkers' Company builds arches which replicate measured originals. They are either paint-grade MDF or, where varnishing is preferred Red Cedar or Maple are used. For renovations or new developments we are always ready to build designs that blend comfortably with the architectural style or meet particular specifications.

PEDESTAL ARCH PRICES (incl. GST)

		width of opening				
		1500	2000	2500	3000	3500
PA1-S	Stock Maple	\$550	\$649	\$662	\$697	\$736
PA1-A	Stock Maple	\$402	\$501	\$514	\$549	\$587
PA1-S	Custom Cedar	\$1054	\$1163	\$1190	\$1218	\$1245
PA1-A	Custom Cedar	\$816	\$899	\$926	\$954	\$981
PA2	Paint Grade MDF	\$985	\$1035	\$1063	\$1090	\$1167
PA3	Paint Grade MDF	\$985	\$1035	\$1063	\$1090	\$1167
PA3-A	Paint Grade MDF	\$784	\$835	\$862	\$890	\$967
PA4	Custom Cedar	\$1054	\$1163	\$1190	\$1218	\$1245
PA5	Custom Cedar	\$1054	\$1163	\$1190	\$1218	\$1245
PA6	Custom Cedar	\$1373	\$1411	\$1450	\$1488	\$1527
PA7	Paint Grade MDF	\$1112	\$1195	\$1277	\$1360	\$1398

PRE-PRIMED ARCHES (IF AVAILABLE) EXTRA 15%



15 HALLWAY ARCHES

The current version of this document is on the internet. Printed version & prices may be superseded. All material subject to copyright.

COTTAGE HALLWAY SERIES

item #	width	drop
HA1	1100mm	910mm
HA2	1000mm	630mm
HA3	1000mm	460mm
HA4	1220mm	760mm
HA5	1520mm	1200mm

MDF arch thickness: 32mm
Rebated arch thickness: 35mm

HA5 - Type 5 Cottage Hallway Arch

Tapered Keyblock or Turned Finial available.

HA1 - Type 1 Cottage Hallway Arch

HA4 - Type 4 Cottage Hallway Arch

Tapered Keyblock or Turned Finial available.

HA2 - Type 2 Cottage Hallway Arch

Tapered Keyblock or Turned Finial available.

HA3 - Type 3 Cottage Hallway Arch

Tapered Keyblock or Turned Finial available.

COLONIAL FOLIAGE SERIES

item #	width	drop
HA11	1520mm	1200mm
HA12	1100mm	910mm
HA13	1000mm	630mm
HA14	1000mm	460mm

MDF arch thickness: 32mm
Rebated arch thickness: 35mm

HA11 - Grand Colonial Foliage Hallway Arch

Tapered keyblock or Turned Finial available.

HA12 - Large Colonial Foliage Hallway Arch

Tapered keyblock or Turned Finial available.

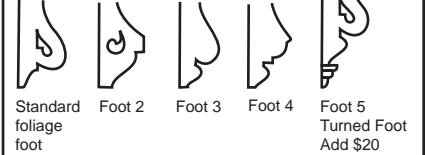
HA13 - Medium Colonial Foliage Hallway Arch

Tapered keyblock or Turned Finial available.

HA14 - Small Colonial Foliage Hallway Arch

Tapered keyblock or Turned Finial available.

Alternative Arch Foot Designs (custom made products only)



compare our prices!



OUR PRICES INCLUDES GST

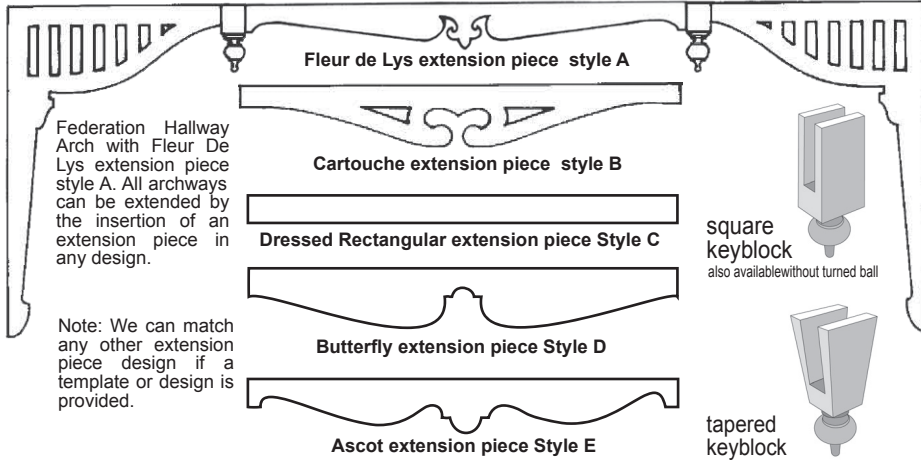
HALLWAY ARCH PRICES (incl. GST) Width of Opening (millimeters)

	1000	1250	1500	2000	2500	3000	3500
1 Type 1 Cottage rebate style	\$191	\$211	\$277*	\$288*	\$318*	\$350*	\$364*
2 Type 2 Cottage rebate style	\$136	\$150	\$222*	\$233*	\$263*	\$295*	\$309*
3 Type 3 Cottage rebate style	\$119	\$131	\$205*	\$216*	\$245*	\$277*	\$291*
4 Type 4 Cottage rebate style	-	\$187	\$206	\$273*	\$299*	\$329*	\$360*
5 Type 5 Cottage rebate style	-	-	\$288	\$374*	\$385*	\$415*	\$447*
1 Type 1 Cottage flush style	\$252	\$285	\$296	\$374*	\$385*	\$399*	\$414*
2 Type 2 Cottage flush style	\$180	\$231	\$224	\$302*	\$318*	\$326*	\$337*
3 Type 3 Cottage flush style	\$157	\$191	\$199	\$284*	\$297*	\$311*	\$318*
4 Type 4 Cottage flush style	\$252	\$252	\$285	\$374*	\$385*	\$399*	\$414*
5 Type 5 Cottage flush style	-	\$380	\$380	\$443	\$520*	\$534*	\$549*
6 Federation Hallway	-	\$293	\$305	\$384*	\$395*	\$410*	\$422*
7 Tulip Scroll Hallway	\$259	\$292	\$304	\$383*	\$394*	\$406*	\$419*
8 Beaux Art Hallway	-	\$293	\$304	\$384*	\$395*	\$408*	\$422*
9 Caledonian Hallway	-	\$334	\$339	\$424*	\$435*	\$449*	\$462*
10 Keyhole Hallway	-	\$421	\$430	\$494	\$509*	\$520*	\$535*
11 Grand Colonial Foliage	-	\$461	\$462	\$487*	\$564*	\$578*	\$593*
12 Large Colonial Foliage	\$260	\$284	\$296	\$373*	\$386*	\$399*	\$414*
13 Medium Colonial Foliage	\$249	\$276	\$286	\$362*	\$377*	\$391*	\$397*
14 Small Colonial Foliage	\$246	\$270	\$279	\$358*	\$370*	\$385*	\$391*
24 Fretwork Hallway Arch	\$636	\$741	\$858	\$1109	\$1305	\$1518	\$1714
15 Inter War Elliptical Archway	\$890	\$923	\$948	\$972	\$1005	\$1041	\$1075
16 Edwardian Hall	\$405	\$419	\$446	\$528*	\$575*	\$578*	\$656*
17 Edwardian Room Division	\$405	\$419	\$446	\$528*	\$575*	\$578*	\$656*
18 Verandah Archways	\$61	\$66	\$72	\$84	\$89	\$102	\$111

Fleur de lys extensions	Stock Maple	Red Cedar
600mm	\$64	\$77
900mm	\$75	\$90
1200mm	\$90	\$108
1500mm	\$105	\$125
1800mm	\$120	\$144
2100mm	\$136	\$164
2400mm	\$151	\$182

- Prices for arches 1-14 are for laser cut MDF paint grade product. For hand-made cedar product add 40%.
- HA24 only MDF laser cut.
- Prices for arches 15-18 are for paint grade product hand-made. For cedar product add 30%.
- Prices denoted by "*" mean two keyblocks and a decorative extension piece have been included.
- Prices include both arch sides and either tapered or square keyblocks.
- Turned finials extra \$9 each.
- Dressed rectangular rather than decorative extension piece, less 10%.

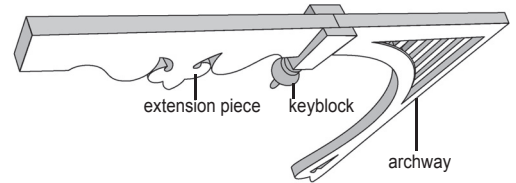
PRE-PRIMED ARCHES (IF AVAILABLE) EXTRA 15%



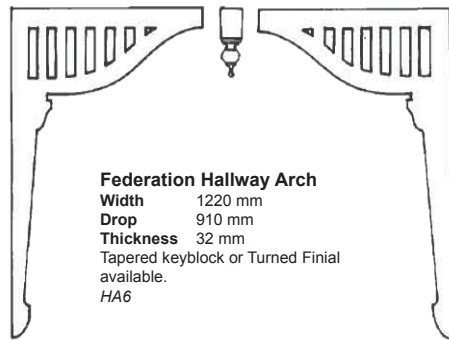
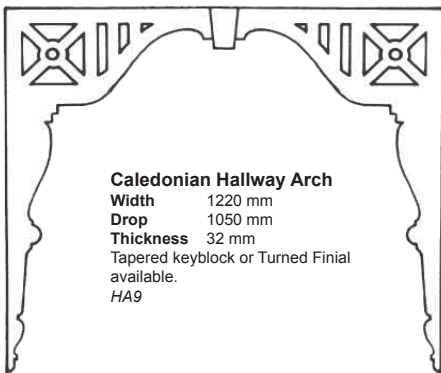
Federation Hallway Arch with Fleur De Lys extension piece style A. All archways can be extended by the insertion of an extension piece in any design.

Note: We can match any other extension piece design if a template or design is provided.

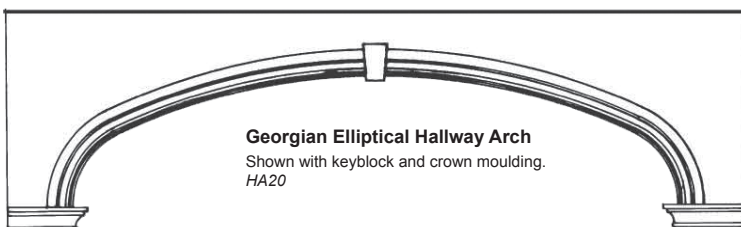
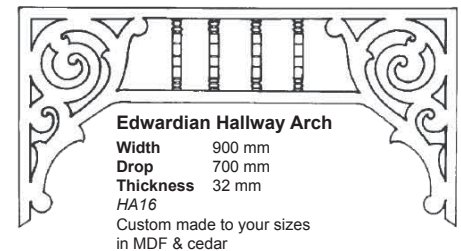
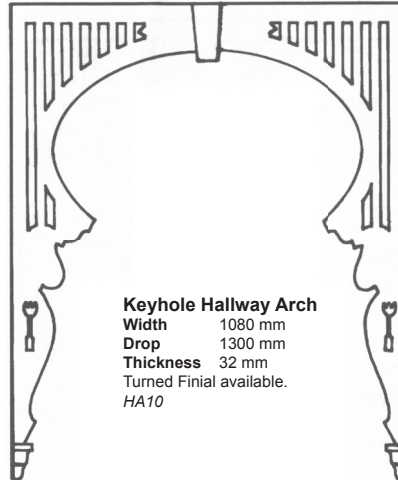

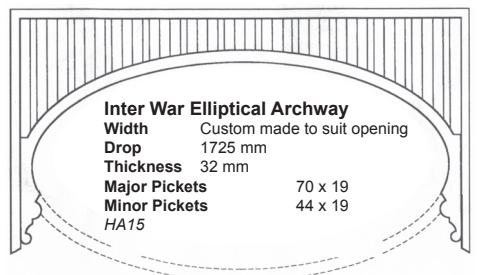
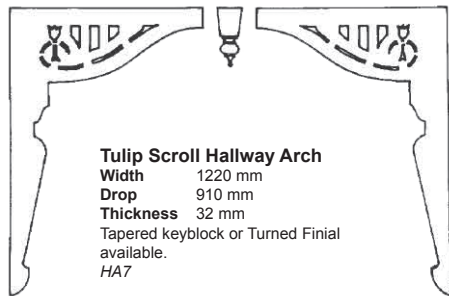
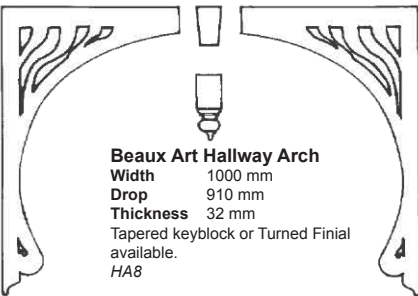
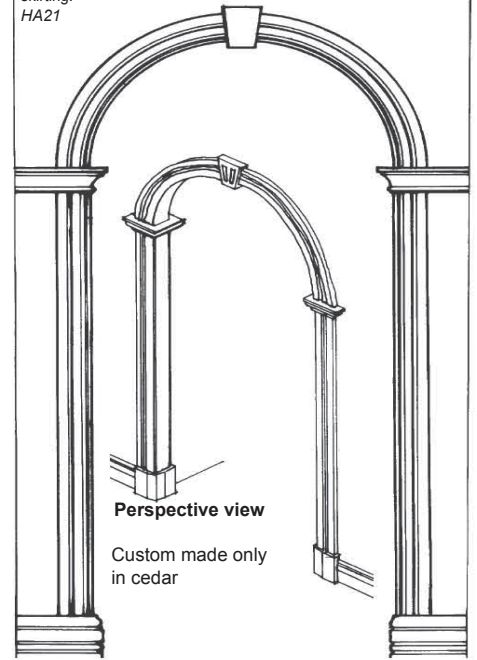
the leg of the arch or extension piece can be trimmed back to suit the width of the opening and the joint is concealed behind the keyblock.



For wider openings the arch is split in the centre and an extension piece is added to the width required. The joints are covered by the keyblocks. There are a range of extension piece designs available to individualize the arch or match other details pre existing in the house.



Georgian Semicircular Archway
Shown with keyblock, crown mould, matching architraves & skirting.
HA21





WHAT STYLES OF ARCHES ARE AVAILABLE?

Timber arches were traditionally used to provide visual accents to long passages, divide larger rooms or define the family areas from the rooms used by visitors. Many old houses were built with decorative screens or arches in entrance halls and other rooms, which have often been removed or altered over the years. Their restoration will help to revive the character of the interior of a house. Arches are generally in one of three styles

Georgian


Georgian archways generally pre-date the turn of the 20th Century and were simple timber reconstructions of classical masonry arches.

Federation/Bungalow

Federation style archways are typically vertical timber slats within a curved frame, progressively becoming simpler, straighter and more angular as the Californian Bungalow influence was felt.

Art Nouveau.

Art Nouveau arches were popular in the Edwardian period and typically involved elaborate curvilinear fretworks and asymmetrical designs.



WHERE AND HOW ARE THEY INSTALLED?

Archway openings were traditionally formed exactly the same as doorway openings. They were lined with jambs and had architraves fitted both sides. They were usually constructed the same height as all other openings to a height of approx 2550mm. The arches themselves were then simply skew nailed into position. These days 'no more nails' adhesive is more common but the positioning and lining details should be duplicated for the best result. For wider openings the arch is split in the centre and an extension piece is added to the width required. The joints are covered by the keyblocks. There are a range of extensions piece designs available to individualize the arch or match other details pre existing in the house.

WHAT ARE THEY MADE OF?

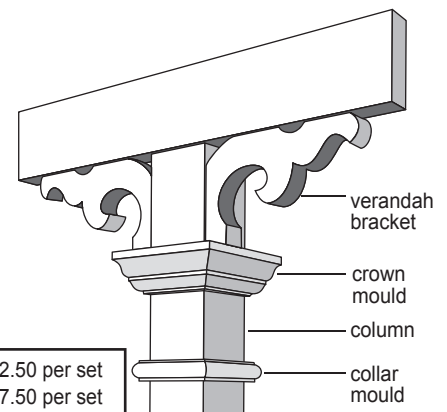
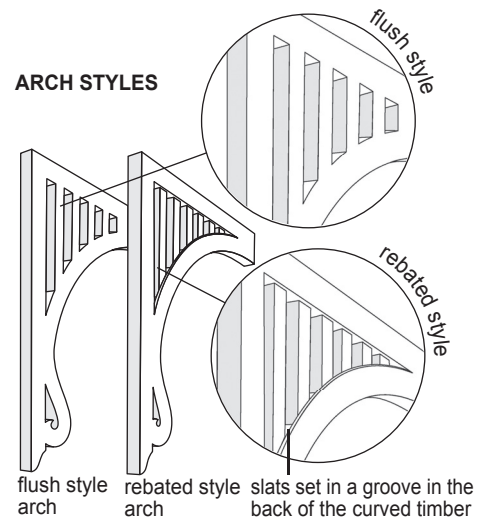
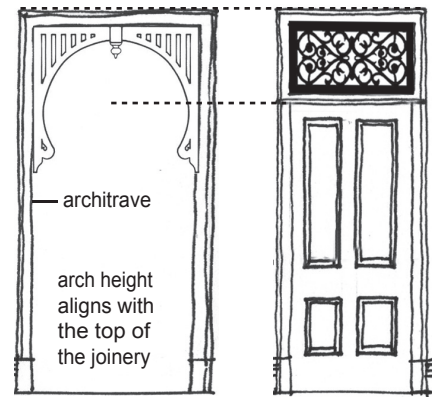
Woodworkers make arches in a variety of materials for different applications. For flush style arches that are to be painted, laser cut 32mm MDF is preferred as it will not delaminate. Special care must be taken with the fixing of MDF as nails will usually split the material. Adhesive fixing is preferred. For rebated style arches, Woodworkers carry Pacific Maple arches in stock in most designs as it closely approximates the look of the Queensland Maple which was used in many original arches. We also custom manufacture in Red Cedar where clear finishing is required or where weather exposure is an issue. For all external applications, the durability of cedar is essential.

WHAT'S TO KNOW ABOUT VERANDAH BRACKETS?

Decorative Verandah Brackets or 'sweeps' are traditionally used to embellish house facades. Chronologically, brackets only became popular from the 1880's with many of the original designs serving for many decades. The fretworked foliage designs typical of the colonial era were occasionally interlaced with sinuous art nouveau patterns on more avant garde houses. In the early twentieth century, simpler more geometric brackets became most common with larger, more vertical designs being in vogue from the 1920's. Brackets serve no structural purpose but are exposed to continual weather and therefore require to be made of durable material. For over 80 years Woodworkers has been cutting brackets in red cedar or maple. We cut them one at a time by hand in the traditional way using offcuts from our joinery operations. Consequently cutting brackets to match existing examples simply requires the provision of an original bracket or a cardboard template. Most brackets are 32mm thick but this can be varied if required. Our brackets are more durable, authentic & cheaper than laser cut pine alternatives.

HOW SHOULD THEY BE INSTALLED?

Until the late 1920s verandah brackets formed part of a suite of mouldings and fretworks atop each column that served to accentuate and decorate the verandah 'skirts' of the cottage. Columns were commonly stop chamfered between the handrail and the collar moulds. A short space above the collars was the crown moulds which provided the seat for the fretworked verandah brackets. Woodworkers carry precut collar and crown moulds for 100 x 100 columns and has lengths of the same moulds for other size columns. Always thoroughly paint verandah brackets before fixing them so that they are fully sealed even on their concealed faces. They are best fixed with galvanised screws or zinc coated gun nails. From the latter 1920s, verandah brackets grew larger and extended down the columns eliminating the use of collar and crown moulds. Occasionally the sweeps formed part of, or were incorporated into full verandah arches that fully framed the lintels between columns. Verandah brackets fell from favour in the mid 1930s as buildings generally became more austere. Brackets were often removed during modernisations but the scars left behind can give a clue to the size and positioning of the original column decoration.



for 100 x 100 posts
pre-cut crown moulds \$12.50 per set
pre-cut collar moulds \$ 7.50 per set

we've been making original arches & brackets since 1928.

Website: www.woodworkers.com.au

Email: sales@woodworkers.com.au



BRISBANE
1095 Ipswich Rd
Moorooka 4105
☎ 07 3848 1383
F: 07 3892 1476

GOLD COAST
Warehouse Road
Southport 4215
☎ 07 5571 0088
F: 07 5571 0617

SUNCOAST
53 Wisers Road
Maroochydore
☎ 07 5479 0999
F: 07 5479 0911

SYDNEY
2 Sydenham Rd
Brookvale 2100
☎ 02 9938 4999
F: 02 9938 4666