

THE WOODWORKERS COMPANY



INSTALLATION SERVICES AVAILABLE

WOODWORKERS MULTI-FOLD DOOR SYSTEMS

FACTORY PRE-HUNG MULTI-FOLD UNITS

QLD'S LARGEST MULTI-FOLD SUPPLIER

COMPLIANT WITH AUST. STANDARD AS2047

INCLUDES GST

TWO DOOR MULTI-FOLD LEFT OR RIGHT

Frame Width (Door Width)

1919mm (920mm)	\$1937*	INCLUDING INSECT SCREEN \$2914
1719mm (820mm)	\$1845	\$2842
1519mm (720mm)	\$1806	\$2662
1319mm (620mm)	\$1757	\$2612

• 1 locking & 1 non-locking flush bolts fitted
• extra for 1 x flush pull if multifold opens in \$50 (fig 8)

FOUR DOOR MULTI-FOLD ALL LEFT OR ALL RIGHT

Frame Width (Door Width)

3765mm (920mm)	\$3553*	INCLUDING INSECT SCREEN \$5059
3365mm (820mm)	\$3384	\$4726
2965mm (720mm)	\$3276	\$4616
2565mm (620mm)	\$3178	\$4261

• 2 locking & 2 non-locking flush bolts fitted
• extra for 1 x flush pull if multifold opens in \$100 (fig 8)

FIVE DOOR MULTI-FOLD ALL LEFT OR ALL RIGHT

Frame Width (Door Width)

4685mm (920mm)	\$4230*	INCLUDING INSECT SCREEN N/A**
4185mm (820mm)	\$4029	\$5539
3685mm (720mm)	\$3869	\$5379
3185mm (620mm)	\$3747	\$5068

• 2 locking & 2 non-locking flush bolts, no door furniture included for "flapper door".
• extra for 1 x flush pull if multifold opens in \$100 (fig 8)

FOUR DOOR MULTI-FOLD 2 LEFT - 2 RIGHT

Frame Width (Door Width)

3765mm (920mm)	\$3678*	INCLUDING INSECT SCREEN \$5219
3365mm (820mm)	\$3503	\$4886
2965mm (720mm)	\$3394	\$4776
2565mm (620mm)	\$3296	\$4421

• 2 locking & 2 non-locking flush bolts fitted
• extra for 1 x flush pull if multifold opens in \$100 (fig 8)

FOUR DOOR MULTI-FOLD 3 ONE WAY - 1 FLAPPER

Frame Width (Door Width)

3750mm (920mm)	\$3403*	INCLUDING INSECT SCREEN \$4902
3350mm (820mm)	\$3241	\$4568
2950mm (720mm)	\$3132	\$4459
2550mm (620mm)	\$3035	\$4103

• 2 locking & 2 non-locking flush bolts, no door furniture included for "flapper door".
• extra for 1 x flush pull if multifold opens in \$50 (fig 8)

FIVE DOOR MULTI-FOLD 3 ONE WAY - 2 THE OTHER

Frame Width (Door Width)

4699mm (920mm)	\$4360*	INCLUDING INSECT SCREEN \$6486
4199mm (820mm)	\$4153	\$5701
3699mm (720mm)	\$3993	\$5541
3199mm (620mm)	\$3871	\$5230

• 2 locking & 2 non-locking flush bolts, no door furniture included for "flapper door".
• extra for 1 x flush pull if multifold opens in \$100 (fig 8)

THREE DOOR MULTI-FOLD ALL LEFT - ALL RIGHT

Frame Width (Door Width)

2839mm (920mm)	\$2588*	INCLUDING INSECT SCREEN \$3945
2539mm (820mm)	\$2465	\$3579
2239mm (720mm)	\$2407	\$3521
1939mm (620mm)	\$2303	\$3276

• 1 locking & 1 non-locking flush bolt no door furniture included for "flapper door".
• extra for 1 x flush pull if multifold opens in \$50 (fig 8)

SIX DOOR MULTI-FOLD 5 LEFT OR RIGHT - 1 FLAPPER

Frame Width (Door Width)

5599mm (920mm)	\$5013*	INCLUDING INSECT SCREEN \$7662
4999mm (820mm)	\$4775	\$6929
4399mm (720mm)	\$4659	\$6124
3799mm (620mm)	\$4513	\$5977

• 3 locking & 3 non-locking flush bolts, no door furniture included for "flapper door".
• extra for 1 x flush pull if multifold opens in \$100 (fig 8)

Standard frame height 2170mm - Overheight frame height 2400mm
Overheight bifolds are available ex-stock in single light doors only, at 7% above listed prices, which includes 190mm top flush bolts. Extended drop bolts (500mm) extra \$50 each

Self draining aluminium sill option available at an additional cost of \$118 per metre (overall height reduces 6mm)

FOR HARDWARE FURNITURE OPTIONS SEE OVER RANGE OF STOCK DOORS AVAILABLE

Prices shown are for single light doors only. Other stock doors are available with the surcharge as stated below.

SINGLE LIGHT	+ 2%	+ 4%	+ 7%	+ 3%	+ 3%	+ 3%	+ 9%	+ 12%
	4 LIGHT	8 LIGHT	10 LIGHT	LOCKRAIL	VICTORIAN SINGLE	VICTORIAN TWIN	HOPSCOTCH	COATHANGER*

* Only available 620mm wide

Unlike some competitors our multifold doors include premium running gear non-tarnishing finishes, flush bolts top and bottom and weather seals.

NOTE:
All multifolds must open out to have weatherproof warranty. Open in configurations can be supplied but are not weathertight.

- As multi-fold hardware systems evolve, joinery sizes may vary slightly. Verify extremities of frame before framing up.
- Flush bolts (half keyed) and clear glass included.
- Prices subject to stock availability and cost change during the currency of this flyer.
- Multi-fold door systems are warranted to open out only. The system can be hung to open in but does not carry a weatherproof warranty.
- Height is measured from underside of sill to top of frame

• For logistics it is recommended multi-fold systems over 3600mm in width are disassembled and flat packed. A BSA registered sub-contractor can be arranged for the purchaser by Woodworkers, if required, to re-assemble and fix at an additional cost.

• Final adjustments may be necessary by installer after frame is installed. A service fee will apply if Woodworkers is required to provide onsite adjustment.

• Delivery is not included, but can be arranged using a one driver courier. The purchaser must allow for four or more strong people to off load at the destination.

* Only single light available in 920mm
** Maximum screen width is 4500mm. When wider than this size, the frame has to have doors opening to right & left hand side.

LARGEST CEDAR STOCK DOOR SELECTION AVAILABLE

The little company in the green shed in the middle of the Magic Mile at Moorooka - supplying Queenslanders for more than 80 years

BRISBANE - 1095 IPSWICH RD, MOOROOKA TEL: (07) 3848 1383 FAX: (07) 3892 1476

Gold Coast - Brickworks Annex, Warehouse Rd, Southport Tel: (07) 5571 0088 · Sunshine Coast - 53 Wisers Road, Maroochydore Tel: (07) 5479 0999

Brisbane and Gold Coast showrooms open 6 days, Sunshine Coast 5½ days

THE WOODWORKERS

MULTI-FOLD WINDOW SYSTEM

**INCLUDES
GST**

Practical issues when considering multi-fold door and window units

Lintels: As all weight hangs from the lintel above – is it structurally sufficient? Normal structural deflection can cause multi-folds to jam, so beams should be over-designed to handle dead load and the dynamic loads triggered by use. As most multi-fold failures relate to beam deflection, ensure your engineer over designs multi-fold lintels.

Floor: The floor unevenness common in older houses means that the doors are trying to run between two rails out of parallel, causing ribbing and sticking. Level the floor before installing a multi-fold unit.

Height: Because multi-folds require a track and rollers over them that require about 48 mm extra in height, multi fold openings for standard 2040 height doors require frame with a maximum height of 2170 mm. Ensure your carpenter verifies extremities of frame before frame out.

Open In or Out: Hardware used in multi-folds is designed to open out and the weather tight warranty does not apply to units hung to open in or multifold windows on serveries. The older systems that allow doors & sashes to be half in half out are being phased out due to weather tight performance legislation. Multi-fold systems park at 90° to the opening – they cannot fold 180° to park flat against the wall. Ensure this does not hinder access or furniture layout.

Cost: Multi-fold hardware is expensive as the systems available are patented and cost far more than conventional hardware. Good hardware is essential however for long term performance. Cheaper alternatives to multi-folds such as conventionally hinged doors are better value, but can't give you the same width of opening.

Insect screening: Relatively economical pleated retractable insect screens are now available that can handle opening widths to 9000mm and heights to 2600mm. The screen is generally factory fitted to the bifold frame but can be retrofitted on existing bifolds by experienced installers.

Large Multi-folds: All multi-folds in timber (or aluminum) expand and contract with the heat or moisture content in the air. Where doors are hinged off each other in a line, this movement can compound across the multi-fold causing either jamming or mis-closure in larger units. In general, using bigger doors is preferable to lots of little doors in a multi fold application, and units over 5 metres need to carefully consider this issue according to their exposure. Fully coating doors on all six faces helps (but does not eliminate) their capacity to expand and contract...and this can cause annoying difficulties with alignment of drop bolts and locks. *TIP: Rosewood joinery moves less than cedar joinery in larger applications.*

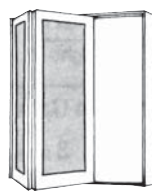
Practicality: Opening multi-folds commonly involves releasing flush bolts on every second door and may also involve another keyed lock on the closing door. They are not particularly quick to open or lock. The use of an independently hinged flapper door allows quick access via that door to the outside without having to release a row of multi-folded doors, and this is often a good design arrangement to consider.

Logistics: Multi fold units are hung in the factory however frames 3600 mm wide and over become too heavy and difficult to maneuver and are therefore usually disassembled and flat packed prior to transportation. Site re-assembly and installation can be arranged at an additional cost by a BSA registered sub-contractor. Always consider how you will move a multi-fold unit from a truck to its intended position to determine if site or factory assembly is the best option.

Is A Sill necessary: Multi-folds have a track at the bottom that is usually 19 mm deep. Without the bottom track they do not roll fluently and are less secure. The bottom track can be set into the floor but will not be weather tight unless an up stand is installed to hold the weather seal that the doors close onto. For kitchen serveries etc the up stand is usually not practical and therefore they must be protected from the weather by other means.

Ventilation: Always remember that multi-folds only give you ventilation when they are open. If your space requires continuous cross ventilation you can, for an additional cost incorporate a sashless window into one or more of the door leaves. This will provide ventilation even when the doors are closed.


PREMIUM WEATHERPROOF MULTI-FOLD WINDOW SYSTEM



TWO SASH MULTI-FOLD LEFT OR RIGHT

Frame Width	Sill	No Sill
1026 x 921 mm	\$987	\$949
1026 x 1221 mm	\$1050	\$1000
1226 x 921 mm	\$1009	\$971
1226 x 1221 mm	\$1082	\$1033

2 locking flush bolt fitted. 360mm wide servery sill option is an additional \$250



FOUR SASH MULTI-FOLD 2 LEFT - 2 RIGHT

Frame Width	Sill	No Sill
1026 x 1771 mm	\$2070	\$2000
1026 x 2371 mm	\$2178	\$2085
1226 x 1771 mm	\$2086	\$2016
1226 x 2371 mm	\$2216	\$2122

6 locking flush bolts fitted. 360mm wide servery sill option is an additional \$250

Multi-fold window system does not use a bottom track.

Servery sill (Surian Red Cedar - 38mm thick)


Serveries can replace the normal hardwood sill in positions not exposed directly to the weather. Standard Surian red cedar servery sizes for stock door multifold window systems are 360 mm wide x 38 mm thick and finish flush with the inside edge of the jamb (leaving a 220mm unsupported exterior protrusion).



THREE SASH MULTI-FOLD ALL LEFT OR ALL RIGHT

Frame Width	Sill	No Sill
1026 x 1346 mm	\$1324	\$1269
1026 x 1796 mm	\$1390	\$1319
1226 x 1346 mm	\$1340	\$1285
1226 x 1796 mm	\$1422	\$1351

2 locking flush bolt fitted. 360mm wide servery sill option is an additional \$250



FOUR SASH MULTI-FOLD ALL LEFT OR ALL RIGHT

Frame Width	Sill	No Sill
1026 x 1771 mm	\$1842	\$1772
1026 x 2371 mm	\$1951	\$1858
1226 x 1771 mm	\$1856	\$1788
1226 x 2371 mm	\$1988	\$1895

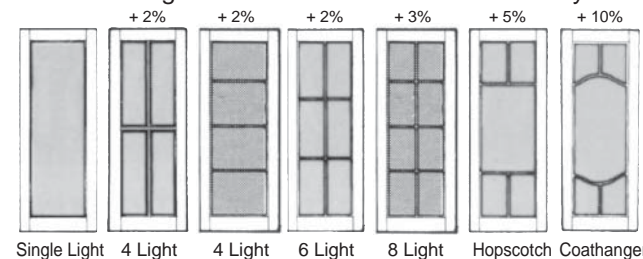
4 locking flush bolts fitted. 360mm wide servery sill option is an additional \$250

REDUCE FRAME HEIGHT BY 38 MM TO EXCLUDE SILL.

Budget trackless bi-fold door & window system

Budget bi-folds comprise sashes hinged off each other without any overhead track. No more than two sashes can be hung in any one direction with this system. Unlike tracked bi-folds which stack at 90° to the wall, hinge on hinge bi-folds can be made to swing 180° to stack flat against the wall, but they have the disadvantage that they can sag over time. Their performance is less predictable. Please refer to specialised brochure on the Budget trackless bi-fold door & window systems for more information.

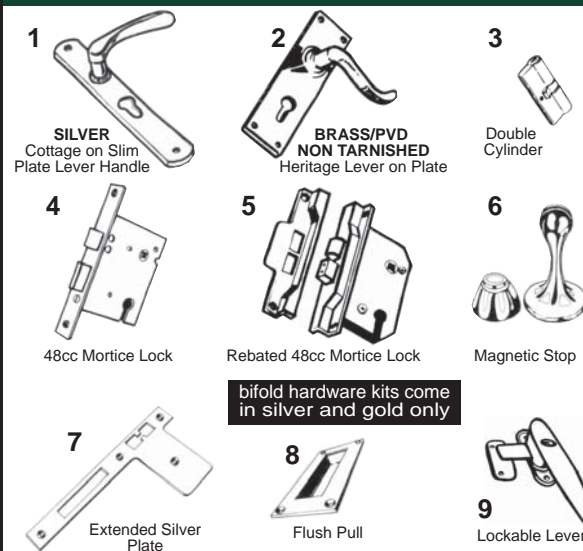
Stock designs available for multi-fold window systems



Single Light 4 Light 4 Light 6 Light 8 Light Hopscotch Coathanger

4 Light, 6 Light, 8 Light, Hopscotch & Coathanger sashes can be used (some with size limitations). Cost surcharge as indicated above.

Hardware kit components



1 SILVER Cottage on Slim Plate Lever Handle

2 BRASS/PVD NON TARNISHED Heritage Lever on Plate

3 Double Cylinder

4 48cc Mortice Lock

5 Rebated 48cc Mortice Lock

6 Magnetic Stop

bifold hardware kits come in silver and gold only

7 Extended Silver Plate

8 Flush Pull

9 Lockable Lever

Itemised list for each hardware option

Option	Item No.	1	2	3	4	5	6	7	9	
1	Silver	1pr	.	1	1	.	1	1	.	\$165
1	Gold/PVD	.	1pr	1	1	.	1	1	.	\$177
2	Silver	1pr	.	1	.	1	2	.	.	\$162
2	Gold/PVD	.	1pr	1	.	1	2	.	.	\$173
3	Silver	1	\$19
3	Gold/PVD	1	\$21



we're NO1 in bifolds 'cos our product and prices are better!



Woodworkers bifold hardware kits include everything you need and save you money